































## APPENDIX 11 – CORRECT LAYERS

Block Icon	Block Name	Layer Name
	COMMON_BLOCK	Plot – 1
	WATER_MAIN	WATER_MAIN
	WATER_JUNCTION	WATER_JUNCTION
	WATER_REDUCER	WATER_NODES
	WATER_HYDRANT	WATER_HYDRANT
	WATER_ENDCAP	WATER_NODES
	WATER_SCOUR_VALVE	WATER_NODES
	WATER_SERVICE_CONNECTION	WATER_SERVICE_CONNECTION
	WATER_VALVE	WATER_STOP_VALVE
	WATER_AIR_RELEASE_VALVE	WATER_NODES
	WATER_STANDPIPE	WATER_NODES
	WATER_PR_VALVE	WATER_NODES
	WATER_STORAGE	WATER_NODES
	WATER_PUMP	WATER_NODES
	WATER_PS_VALVE	WATER_NODES
	WATER_BUTTERFLY_VALVE	WATER_NODES
	WATER_CHECK_VALVE	WATER_NODES
	SEWER_GRAVITY_MAIN	SEWER_GRAVITY_MAIN
	SEWER_MANHOLE	SEWER_MANHOLE
	SEWER_INTERMEDIATE_MAINTENANCE_SHAFT	SEWER_NODES
	SEWER_TERMINATION_MAINTENANCE_SHAFT	SEWER_NODES
	SEWER_END_CAP	SEWER_NODES
	SEWER_RESERVOIR	SEWER_NODES
	SEWER_SERVICE	SEWER_SERVICE_CONNECTION
	SEWER_PRESSURE_MAIN	SEWER_RISING_MAIN
	SEWER_VALVE	SEWER_STOP_VALVE
	SEWER_PRESSURE_JUNCTION	SEWER_PRESSURE_JUNCTION
	SEWER_PRESSURE_SERVICE_CONNECTIONS	SEWER_PRESSURE_SERVICE_CONNECTIONS
	SEWER_PRESSURE_SCOUR_VALVE	SEWER_PRESSURE_NODES
	SEWER_PUMP_STATION	SEWER_PRESSURE_NODES
	SEWER_AIR_VACUUM_RELEASE	SEWER_PRESSURE_NODES